
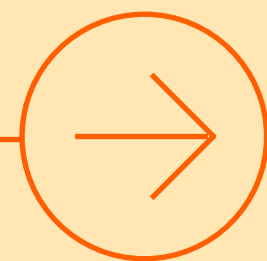




Mechanical and Electrical (M&E) Condition Surveys

**Manage your buildings
and assets with
complete certainty.**



Optimising building performance is important for energy and cost efficiency as well as maintaining a safe, comfortable working environment.

Our Mechanical and Electrical Condition Surveys provide a strategic approach to managing your buildings and assets in the long term.

This is how we can help you.

Our Mechanical and Electrical (M&E) Condition Surveys enable planned maintenance and management backed up by comprehensive data to identify the lifecycle costings of assets and buildings. The survey helps you manage budgets and prioritise works, allowing informed investment decisions to be made based on both condition and estimated repair costs. Our surveys also identify health and safety or statutory compliance issues – highlighting any services that are not being maintained effectively.



Types of M&E Condition Surveys

Our range of M&E Condition Surveys allows your organisation to identify areas for improvement and ensure the optimal performance of your buildings and infrastructure.

Asset Condition and Lifecycle Surveys

Assesses the condition of your building's mechanical and electrical systems, providing performance insights and identifying areas for maintenance or upgrades.

The surveys help you to make more informed investment decisions such as introducing HVAC systems, more efficient lighting and building automation protocols. Each asset is assessed to identify inefficiencies and deterioration and graded on a scale of A to D with remedial works given a priority rating.

Dilapidation Surveys

Assesses a building's condition during a Lease Term or towards the end of a tenancy.

Latent Defect Surveys

Identifies hidden defects that may impact the performance of buildings and occupant comfort.

These surveys are typically carried out towards the end of the defects liability period on a Building Construction Contract, where clarity on any defects is required before the breach of contract time period runs out – allowing you to claim economic loss.

Planned Preventative Maintenance (PPM) Surveys

Develops a comprehensive maintenance plan, reducing the risk of equipment failure and prolonging asset lifespan. An asset management strategy will be developed that assists you in establishing the condition of a property – identifying any potential future building maintenance requirements, usually over a five to ten year period.

Environmental Condition Validation Testing

Tests for pollutants and harmful contaminants to ensure buildings are safe and healthy for occupants.

We carry out the required testing in-house using instruments such as:

- Lighting Lux Levels
- Acoustic Sound Measurements
- Ventilation Flow Rates
- Space Temperature
- Hot Water Temperature Surface
- Temperature of pipework, heat emitters and water services

Comprehensive reporting

We provide a streamlined approach to reporting that allows the data captured in each of our surveys to be easily downloaded into Excel format. A variety of templates have been developed that include built in Building Cost Information Service (BCIS) codes and drop-down menus that improve the data capture process on site and deliver a consistent and easy-to-understand report. You can also view photos via hyperlinks built into report.

Key benefits

- Ensure planned maintenance and management of your buildings and assets
- Avoid reacting to failures and facing unexpected unbudgeted costs
- Identify health and safety or statutory compliance issues
- Support heat decarbonisation planning for your net zero journey
- Gather comprehensive data to identify the lifecycle costings of assets and buildings
- Aid funding applications and make informed investment decisions based on condition and estimated repair costs
- Review existing servicing and maintenance records highlighting any services that are not being maintained accordingly

We can help you improve energy efficiency, reduce costs and enhance the maintenance and repair of your buildings and assets.



Ready to get the clarity you need?

Get in touch with one of our experts today.

hello@zenergi.co.uk

Want to discover more services to support your sustainability ambitions?

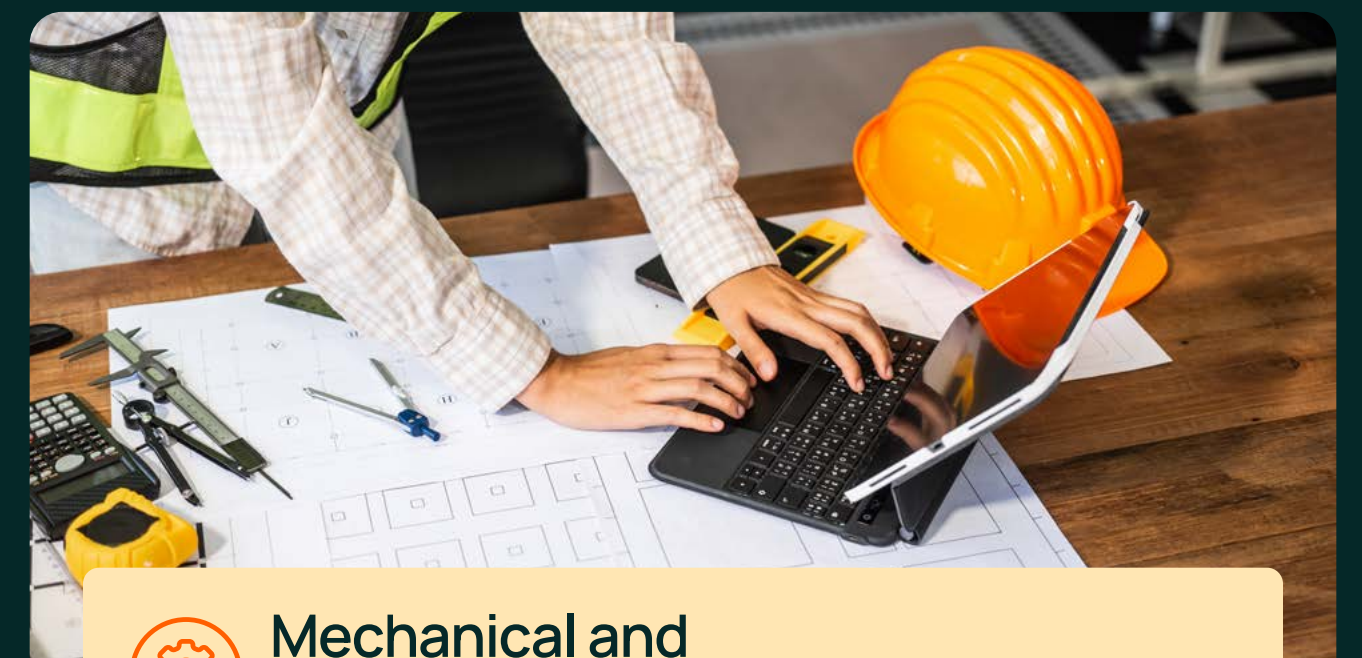
Our services help you to remove the guesswork.



Non-Half-Hourly Meter Exchanges

Soon, every organisation's electricity will need to be settled on a half-hourly basis so don't get left behind. If your meter is one of the circa 30 million affected, it will need to be upgraded.

[Find out more](#)



Mechanical and Electrical Design

We can help you design your buildings with energy savings prioritised – an approach that will reduce your carbon footprint and contribute to a more sustainable future.

[Find out more](#)