




## Carbon Accounting Platform

A smarter way to accurately  
carbon measurement and  
management.





# Say goodbye to spreadsheets and hello to carbon data you can trust.

With our secure, interactive Carbon Accounting Platform you can ditch spreadsheets for good. Gain accurate insight on your carbon footprint and understand how to reduce it – all in one place.

Let's get started

When data lives in spreadsheets, errors are all too common. From incorrect data entry, to inconsistent conversions, desk-based software and manual data handling makes it difficult to maintain reliable greenhouse gas emissions data.

Add fast-evolving compliance requirements and carbon reporting quickly becomes complex. Without the right system, data confidence and insight is lost.

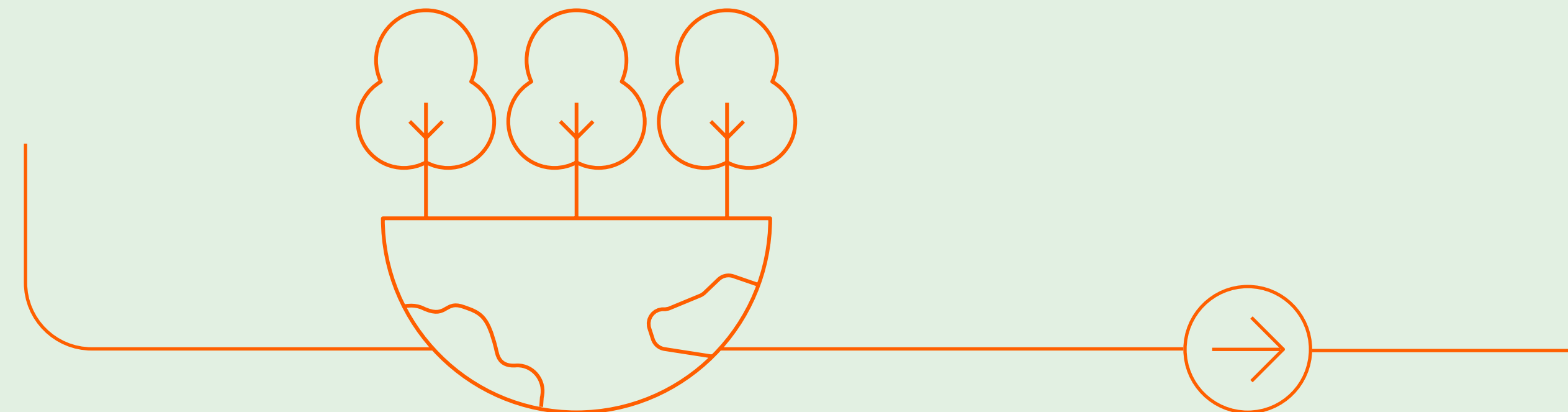
By automating calculations and centralising your data, our Carbon Accounting Platform ensures your emissions data is always calculated consistently, validated automatically and presented clearly.

The tool puts your entire carbon footprint at your fingertips. Emissions are calculated using consistent methodologies and quality checks, giving you greater accuracy, transparency and confidence in your results.

With real-time insights and intuitive visual dashboards, you can quickly understand both your emissions and your reduction opportunities.

The platform also supports audit-ready reporting, allowing data to be easily exported – when you need it, how you need it.

Because every emission is also a cost, our platform helps you unlock insight that supports both carbon reduction and cost savings.





## Getting started

- **Setup and access**

We configure your Carbon Accounting Platform and set up secure access for your team, ensuring the right people can view, explore and work with the data.

- **Data entry**

Your team uploads Scope 1, 2 and 3 emissions data directly into the platform. All data is stored in one place, removing version control issues and ensuring a single source of truth.

- **Automated calculation**

The platform automatically applies emissions factors and conversions, turning raw data into clear insights.

- **Explore, test and deep dive**

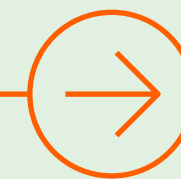

Use interactive tools to drill into emissions by scope, category, supplier or activity, without the risk of breaking calculations or compromising accuracy.

- **Ongoing support**

Our Net Zero team review and sense-check data and outputs, giving you confidence in your reporting as your data evolves.

## What you receive

- Full and secure access to the Carbon Accounting platform for as many users as required
- An interactive online dashboard showing your Scope 1, 2 and 3 carbon footprint
- Supplier-level insights through Scope 3 purchase and questionnaire data
- An easy-to-use tool to plot a glidepath to net zero
- Validation support and guidance from Zenergi's Net Zero team



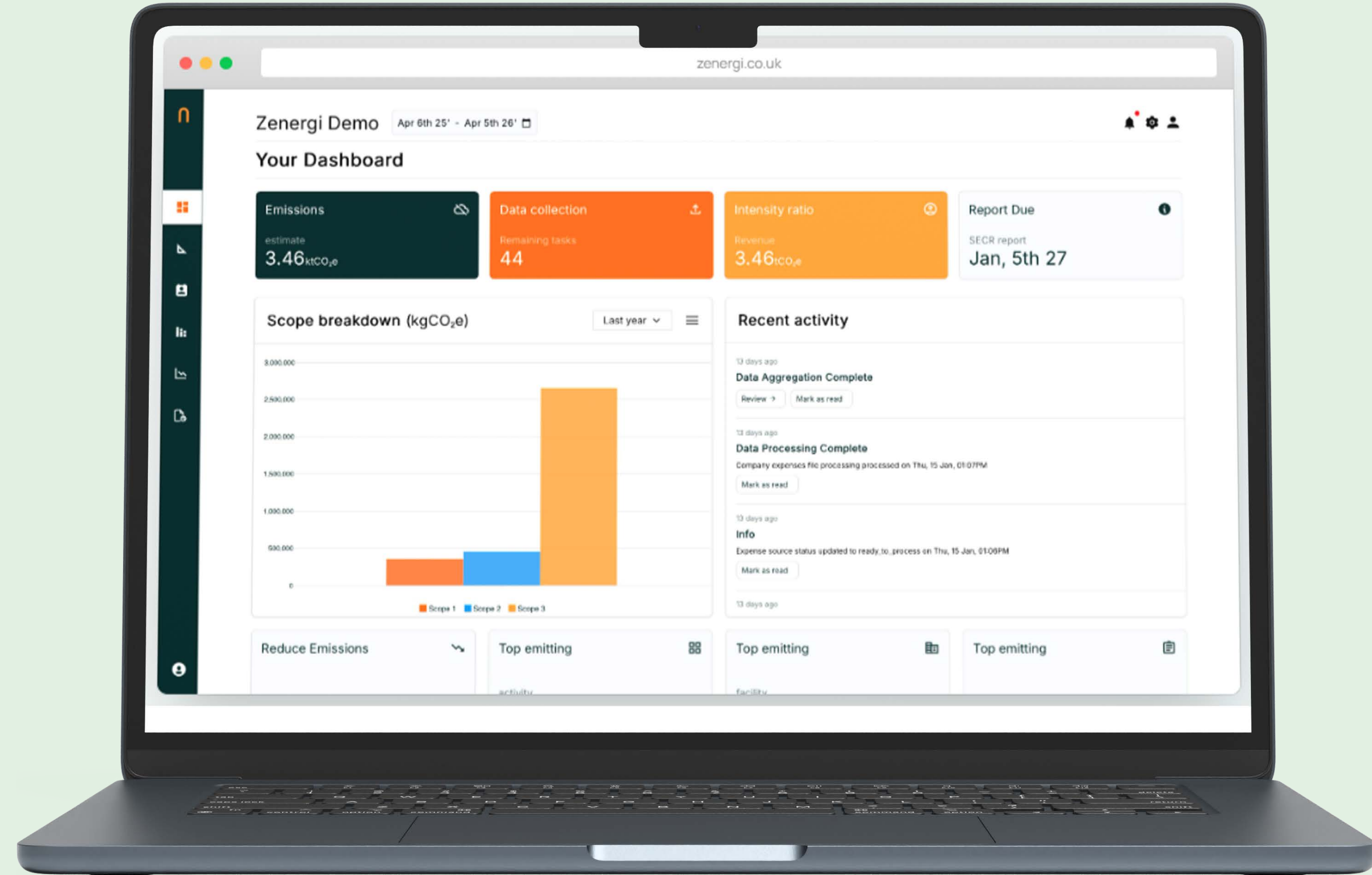
From upload to insight in one click, our Carbon Accounting Platform eliminates errors and delivers trusted carbon data when you need it.





# Bringing complex data to life

Every element of a carbon footprint ultimately links back to operational cost – whether that’s electricity, fuel, travel, waste, or supply chain activity. Understanding these impacts not only supports sustainability goals but also helps you identify efficiencies, reduce waste, and lower operating costs.



Our interactive dashboard transforms complex, spreadsheet-based carbon data into a clear, intuitive online platform. By moving away from manual, desk-based tools that are prone to error, you gain faster access to meaningful insights, improved visibility across emissions sources, and a more effective way to communicate, analyse, and act on carbon data.



## Carbon Accounting Platform




### Key features

- Clear, visual dashboards
- Fast data upload and automatic calculation and conversion
- Real-time data reporting
- Fast export of data when you need it for reports, disclosures, audits and communications



### Key benefits

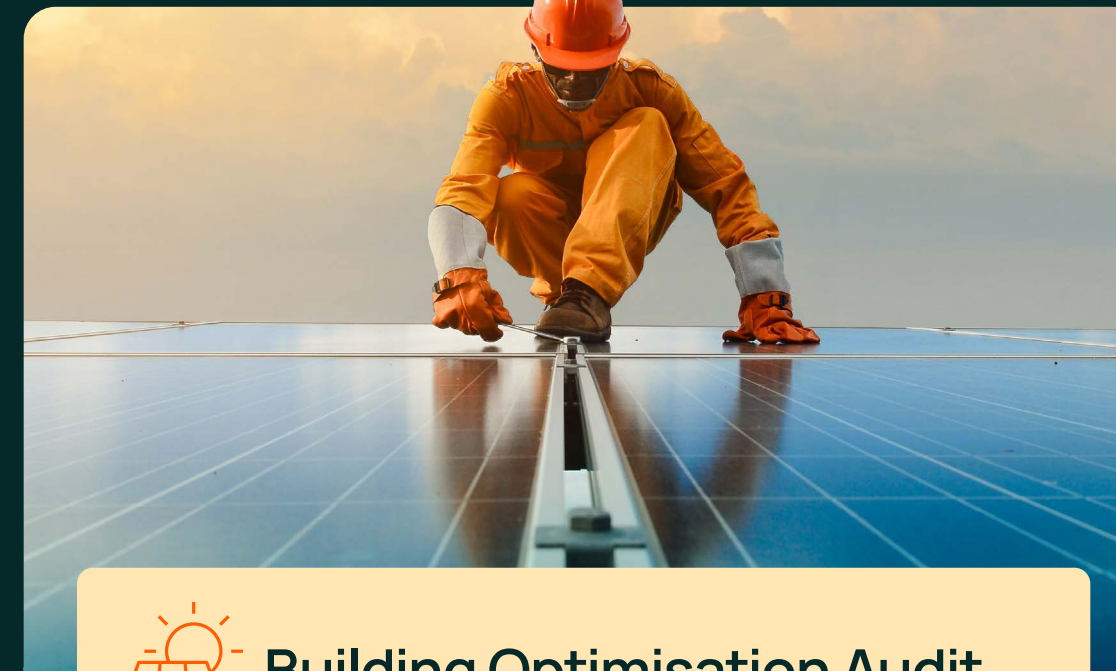
- Understand your Scope 1, 2 and 3 emissions
- Use interactive dashboards to understand where reductions will have the greatest impact
- Eliminate errors and inconsistencies from manual data processing and calculations
- Improve operational efficiency
- Gain a trusted, reliable and actionable carbon footprint



# zenergi<sup>0</sup>

## Want to explore more ways to reduce carbon emissions?

Our services are designed to help you.



### Building Optimisation Audit

Identify what's really driving energy use in your building and take control of energy waste with practical, cost-effective improvements.



### TM44 Air Conditioning Inspections

Our accredited assessors will review the efficiency of your system, check for faults and provide advice on how to make it more cost effective to run.



Get in touch with our experts.

[hello@zenergi.co.uk](mailto:hello@zenergi.co.uk)